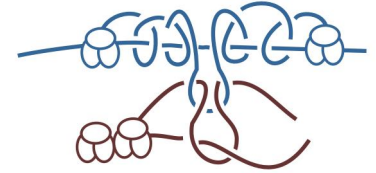


## **HOME**    **Joining Down Facing Picots © Jane Eborall 2017**

Two methods of joining to a down facing picot. Firstly joining to a previous chain and secondly joining to a down picot in the same ring.

In both cases a bead could be included on the down picot. I suggest using the LBP method for this so that space will be kept for the join.

When joining a chain to a previous down picot take the new chain thread through the down picot.

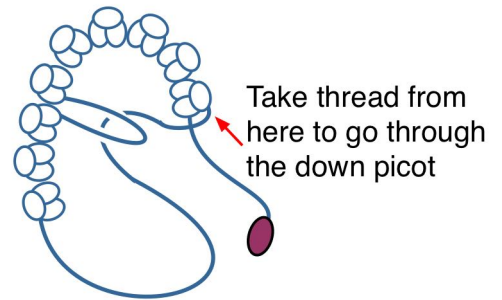


Take the shuttle through the loop and tighten carefully.

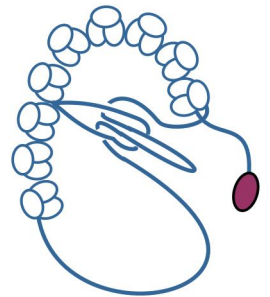
If a down picot is joined **WITHIN** a ring another method is required.

Make the down picot as usual and work to the joining point in the ring.

Using the thread coming from the **TOP** of the last double worked take it through the down picot.



Pull a loop of this thread through the down picot.



Take shuttle **THROUGH** this new loop and tighten carefully.

Make sure the ring thread can still close when it's finished.

Continue ring.

