

DAY 7

TIAS – 2010 © Jane Eborall - DAY 8

Remember that after last chain you did a SLT DNRW and you are still using the same shuttle!

R17: 1 + (vsp on Ch) 2 – 1 vsp 1 CI SLT DNRW

Ch: 1 + (vsp R17) 1 RW

R18: 4 + B (3rd p R12) 2 + (2nd vsp R12) 6 CI RW SS

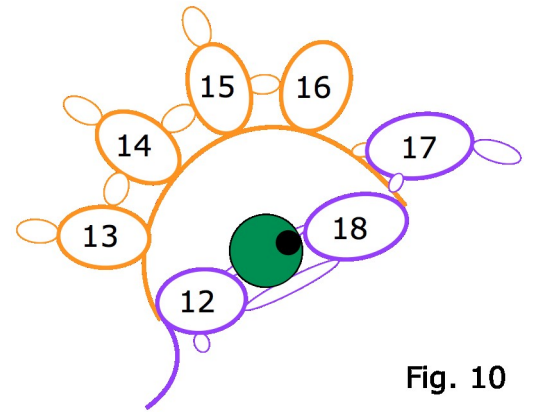


Fig. 10

SR19: 10 / 4 CI SS

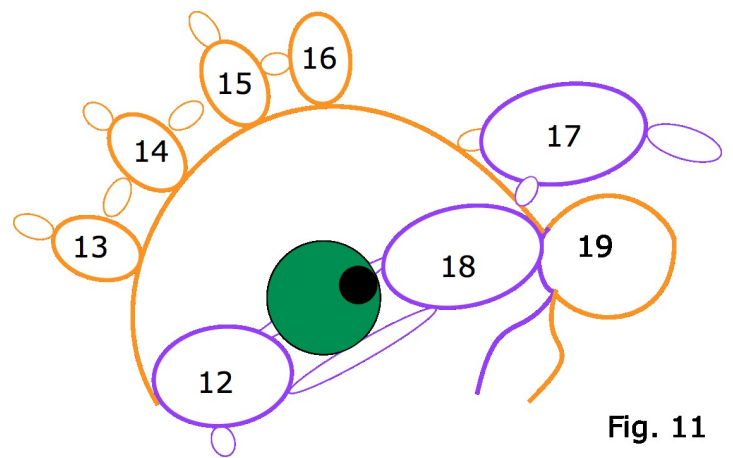


Fig. 11

Change colour from 3rd colour back to 2nd – see day 6 techniques.

All Lp on next chain are 1/2" and you will have to turn the work – see fig. 12

Ch: vsp 1 Lp 1 Lp 1 Lp 1 Lp 1 Lp 1 Lj (join btwn R12 & R18) vsp 1 Lp 1 Lp 1 Lp 1 Lj (vsp R12) turn work again SS – see fig. 13

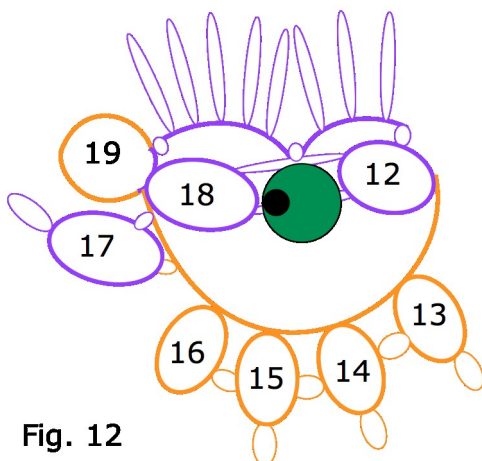


Fig. 12

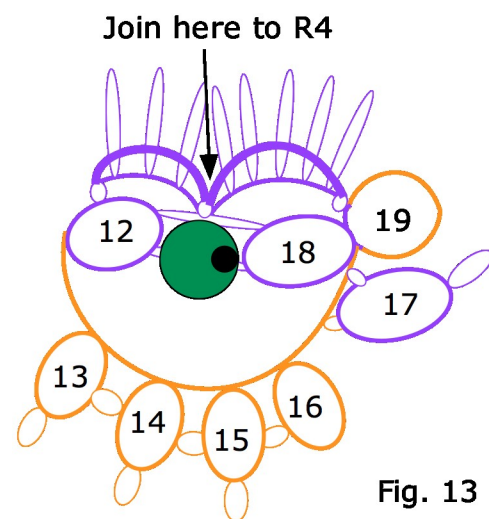


Fig. 13

Ch: 5 Lj (vsp last Ch above join btwn R12 & R18) 1 + (p above R4 – holding it on top of the Lp's) 6 Lj (1st vsp last Ch) RW SS