

Zigzag Doily Translated from the Dutch original by Jane Eborall with much help from Bev Pedder



[Click here for larger image](#)

This is NOT my pattern/design but I have spent many hours translating it from the Dutch version which is in a booklet called 'Frvolite'. This was published by A & H Bruil - Uitgevers - Doetinchem. I would date it around the 1950's. I have been told that the same design has been published in other languages too. The text and accompanying drawings are mine.

Abbreviations

R	ring	Ch	chain	vsp	very small picot	Lj	lock join
+	join	Cl	close	RW	reverse work	SLT	shoe lace trick
p	picot	T & C	tie and cut	DNRW	do not reverse work		

Centre - 1 shuttle and ball

R1: 8 vsp 8 vsp 8 vsp 8 Cl RW

Ch: vsp 6 vsp 6 Lj (next vsp R1) vsp 6 vsp 6 Lj (next vsp R1) vsp 6 vsp 6 Lj (next vsp R1) vsp 6 vsp 6 Lj (next vsp - base of R1) continue with

Round 1

Ch: vsp 6 Lj (vsp on last Ch) vsp 6 Lj (vsp on last Ch) repeat all round with the final join to base of R1 continue with

Round 2

Ch: 6 vsp 6 vsp 6 Lj (next p on last Ch) repeat all round finishing at base of R1 T&C

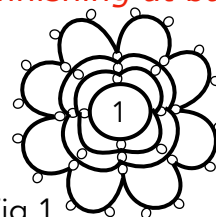


Fig 1

Round 3 - 1 shuttle and ball

R1: 6 vsp 6 + (second p of Ch on round 2) 6 + (1st p of next Ch on round 2) 6 vsp 6 Cl RW

Ch: 8 vsp 8 RW

* R2: 6 + (last R1) 8 vsp 6 Cl RW

Ch: 8 vsp 8 RW

R3: 6 + (last R) 6 + (next p on round 2) 6 + (next p on round 2) 6 vsp 6 Cl RW

Ch: 8 vsp 8 RW

Repeat from * until R16

R16: 6 + (last R) 6 + (vsp R1) 6 Cl RW

Ch: 8 vsp 8 T & C to base of R1

(NB a split chain can be made instead of the last chain and this will take you to the right place to start the following two rounds.)

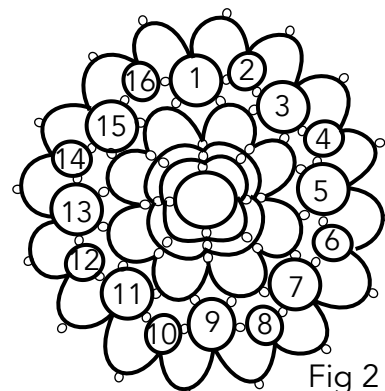


Fig 2

Round 4

Join shuttle and ball to a vsp on round 3

Ch: 8 vsp 8 Lj (vsp on next Ch round 3) vsp

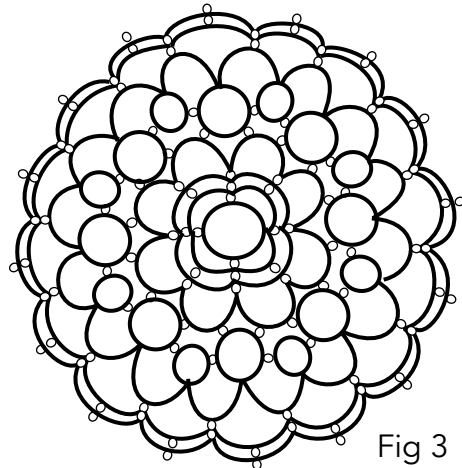
8 vsp 8 repeat all round joining to starting place.

DO NOT CUT - continue to

Round 5

Ch: 8 Lj (vsp round 4) * vsp 8 Lj (vsp at base of same Ch) 8 Lj (vsp round 4)

continue from * all round joining to the start of the first chain. T&C



Round 6

Consists of 3 rows of block tatting with the final row extending to join to the next vsp of round 5. Join to a vsp in the middle of a chain of round 5.

Ch: 1 vsp 6 vsp 6 SLT RW (now returning back over previous chain)

Ch: vsp 1 vsp 6 Lj to (second picot of last Ch) vsp 6 Lj (1st p of last Ch) SLT RW

Ch: vsp 6 Lj (vsp last Ch) vsp 6 Lj (next vsp same Ch) 3 Lj (p on first chain of trio)
6 vsp 3 Lj (next vsp on round 5).

* Ch: 1 vsp 6 vsp 6 SLT RW (now returning back over previous chain)

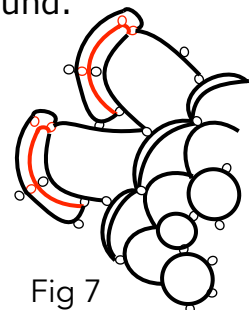
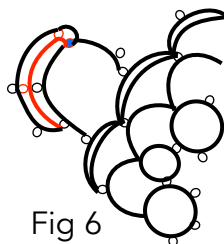

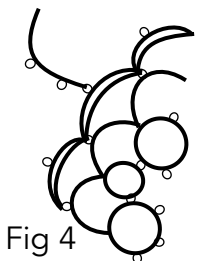
Ch: vsp 1 vsp 6 Lj to (second picot of last Ch) vsp 6 Lj (1st p of last Ch) SLT RW

Ch: + (vsp on last single Ch) 6 Lj (vsp last Ch) vsp 6 Lj (next vsp same Ch) 3 Lj (p on first chain of trio) 6 vsp 3 Lj (next vsp on round 5)

Repeat from * all round but on the last chain of the block tatted group make a split chain as follows

SCh: + (vsp round 5 at bottom of first block chains at start of this round) 3 + vsp top of same group of chains 6 SLT

Ch: 3 Lj (top of last set of block chains) SLT continue to next round.



Round 7

Ch: 1 vsp 7 RW

R: 4 - 4 + (vsp middle block tatting round 4) 4 - 4 Cl RW

Ch: vsp 7 SLT RW

Ch: vsp 1 vsp 7 Lj (vsp below R) vsp 7 Lj (1st p of last Ch) SLT RW

Ch: 4 vsp 3 Lj (vsp below R) 3 vsp 4 Lj (2nd p of last Ch) 3 (next vsp same Ch) 6 vsp 3 Lj (other end of same block tatted section on round 4)

* Ch: 1 vsp 7 RW

R: 4 - 4 + (vsp middle block tatting round 4) 4 - 4 CI RW

Ch: vsp 7 SLT RW

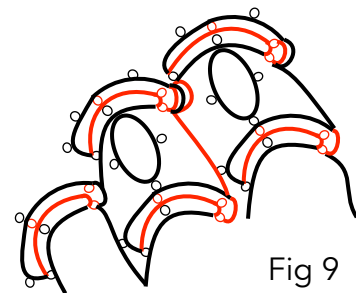
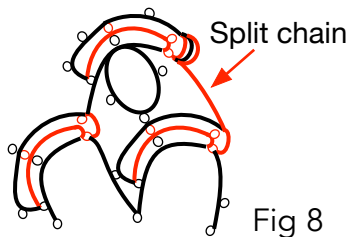
Ch: vsp 1 vsp 7 Lj (vsp below R) vsp 7 Lj (1st p of last Ch) SLT RW

Ch: + (vsp on last single Ch) 4 vsp 3 Lj (vsp below R) 3 vsp 4 Lj (2nd p of last Ch) 3 (next vsp same Ch) 6 vsp 3 Lj (other end of same block tatted section on round 4)

Repeat from * all round but on the last chain finish after the 3 doubles at the top of the block tatting. Now make a split chain.

SCh: + (top of block chains at start of this round) 6 SLT

Ch: 3 Lj (top of last set of block chains) SLT continue to next round.



Round 8

Ch: 1 vsp 6 RW

R1: 4 - 4 + (p on Round 7) 4 - 4 CI RW

Ch: vsp 6 RW

R2: 4 +(R1) 4 + (p on Round 7) 4 - 4 CI RW

Ch: vsp 6 SLT RW

Ch: vsp 1 vsp 6 Lj (vsp below R) vsp 6 Lj (vsp below R) vsp 6 Lj (1st p of last Ch) SLT RW

Ch: vsp 6 Lj (vsp below R) 6 Lj (vsp below R) 6 Lj (2nd p of last Ch) 3 Lj (next vsp same Ch) 6 vsp 3 Lj (other end of same block tatted section on round 7)

* Ch: 1 vsp 6 RW

R1: 4 - 4 + (p on Round 7) 4 - 4 CI RW

Ch: vsp 6 RW

R2: 4 + (R1) 4 + (p on Round 7) 4 - 4 CI RW

Ch: vsp 6 SLT RW

Ch: vsp 1 vsp 6 Lj (vsp below R) vsp 6 Lj (vsp below R) vsp 6 Lj (1st p of last Ch) SLT RW

Ch: + (vsp on last single Ch) 6 Lj (vsp below R) 6 Lj (vsp below R) Lj (2nd p of last Ch) 3 (next vsp same Ch) 6 vsp 3 Lj (other end of same block tatted section on round 7)

Repeat from * all round **but on the** last chain finish after the 3 doubles at the top of the last set of block tatting.

SCh: + (bottom of block chains at start of this round) 3 + (top of same block chains) 6 SLT

Ch: 3 Lj (top of last set of block chains worked) SLT continue to next round.

Round 9

Ch: * vsp 6 vsp 6 vsp 6 vsp 6 Lj next set of block chains on round 8. Repeat from * all round joining to the first vsp on the round and continue to next round

Round 10

Ch: vsp 6 Lj (next p on round 9) 6 Lj (next p on round 9) vsp 6 Lj (next p on round 9) 6 Lj (vsp at top of block in round 9) continue all round joining to start and continue to next round.

Round 11

Ch: 12 vsp 12 Lj (next p round 10) 12 vsp 12 Lj (next p round 10) continue all round making the last chain a split chain joining to the first vsp of the round

SCh: 12 / 12 SLT DNRW

Round 12

Ch: * vsp 8 vsp 8 Lj (vsp next Ch round 11) repeat from * all round joining to the first vsp on the round and continue to the next round.

Round 13

Ch: * vsp 8 Lj (next vsp on round 12) 8 Lj (next vsp on round 12) repeat from * all round Lj final chain to the vsp at the start. The threads should finish at the point of a chain of round 12 and continue to the next round.

Round 14

The block chains will now face the opposite way to those of previous rounds. Make this round in the same way as round 6 as follows.

Ch: 1 vsp 6 vsp 6 SLT RW (now returning back over previous chain)

Ch: vsp 1 vsp 6 Lj to (second picot of last Ch) vsp 6 Lj (1st p of last Ch) SLT RW

Ch: 6 Lj (vsp last Ch) vsp 6 Lj (next vsp same Ch) 3 Lj (p on first chain of trio) 6 vsp 3 Lj (next vsp on round 3)

** Ch: 1 vsp 6 vsp 6 SLT RW (now returning back over previous chain)*

Ch: vsp 1 vsp 6 Lj to (second picot of last Ch) vsp 6 Lj (1st p of last Ch) SLT RW

Ch: + (vsp on last single Ch) 6 Lj (vsp last Ch) vsp 6 Lj (next vsp same Ch) 3 Lj (p on first chain of trio) 6 vsp 3 Lj (next vsp on round 3)

Repeat from * all round but on the last chain finish after the 3 doubles at the top of the last set of block tatting.

SCh: + (bottom of block chains at start of this round) 3 + (top of same block chains) 6 SLT

Ch: 3 Lj (top of last set of block chains worked) continue to next round.

Round 15 - like round 7

Ch: 1 vsp 7 RW

R: 4 - 4 + (vsp middle block tatting round 14) 4 - 4 Cl RW

Ch: vsp 7 SLT RW

Ch: vsp 1 vsp 7 Lj (vsp below R) vsp 7 Lj (1st p of last Ch) SLT RW

Ch: vsp 4 vsp 3 Lj (vsp below R) 3 vsp 4 Lj (2nd p of last Ch) 3 Lj (next vsp same Ch) Lj 6 vsp 3 Lj (other end of same block tatted section on round 14)

** Ch: 1 vsp 7 RW*

R: 4 - 4 + (vsp middle block tatting round 14) 4 - 4 Cl RW

Ch: vsp 7 SLT RW

Ch: vsp 1 vsp 7 Lj (vsp below R) vsp 7 Lj (1st p of last Ch) SLT RW

Ch: + (vsp on last single Ch) 4 vsp 3 Lj (vsp below R) 3 vsp 4 Lj (2nd p of last Ch) 3 Lj (next vsp same Ch) 6 vsp 3 Lj (other end of same block tatted section on round 14)

Repeat from * all round but on the last chain finish after the 3 doubles at the top of the last set of block tatting.

SCh: + (bottom of block chains at start of this round) 3 + (top of same block chains) 6 SLT DNRW

Ch: 3 Lj (top of last set of block chains worked) SLT continue to next round.

Round 16

Like round 8

Ch: 1 vsp 6 RW

R1: 4 - 4 + (p on Round 15) 4 - 4 CI RW

Ch: vsp 6 RW

R2: 4 + (R1) 4 + (p on Round 15) 4 - 4 CI RW

Ch: vsp 6 SLT RW

Ch: vsp 1 vsp 6 Lj (vsp below R) vsp 6 Lj (vsp below R) vsp 6 Lj (1st p of last Ch) SLT RW

Ch: 5 vsp 1 Lj (vsp below R) 3 vsp 3 Lj (vsp below R) 1 vsp 5 Lj (2nd p of last Ch) 3 Lj (next vsp same Ch) 6 vsp 3 Lj (other end of same block tatted section on round 15)

** Ch: 1 vsp 6 RW*

R1: 4 - 4 + (p on Round 15) 4 - 4 CI RW

Ch: vsp 6 RW

R2: 4 + (R1) 4 + (p on Round 15) 4 - 4 CI RW

Ch: vsp 6 SLT RW

Ch: vsp 1 vsp 6 Lj (vsp below R) vsp 6 Lj (vsp below R) vsp 6 Lj (1st p of last Ch) SLT RW

Ch: + (vsp on last single Ch) 5 vsp 1 Lj (vsp below R) 3 vsp 3 Lj (vsp below R) 1 vsp 5 Lj (2nd p of last Ch) 3 (next vsp same Ch) 6 vsp 3 Lj (other end of same block tatted section on round 15)

Repeat from * all round but on the last chain finish after the 3 doubles at the top of the last set of block tatting.

SCh: + (bottom of block chains at start of this round) 3 + (top of same block chains) 6 SLT DNRW

Ch: 3 Lj (top of last set of block chains worked) SLT continue to next round.

Round 17

Ch: 1 vsp 5 RW

R1: 4 - 4 + (p on Round 16) 4 - 4 CI RW

Ch: vsp 5 RW

R2: 4 + (R1) 4 + (p on Round 16) 4 - 4 CI RW

Ch: vsp 5 RW

R3: 4 + (R2) 4 + (p on Round 16) 4 - 4 CI RW

Ch: vsp 5 SLT RW

Ch: vsp 1 vsp 5 Lj (vsp below R) vsp 5 Lj (vsp below R) vsp 5 Lj (vsp below R) vsp 5 Lj (1st p of last Ch) SLT RW

Ch: 5 Lj (vsp below R) 5 Lj (vsp below R) 5 Lj (2nd p of last Ch) 5 Lj vsp below R) 3 Lj (next vsp same Ch) 6 vsp 3 Lj (other end of same block tatted section on round 16)

** Ch: 1 vsp 5 RW*

R1: 4 - 4 + (p on Round 16) 4 - 4 CI RW

Ch: vsp 5 RW

R2: 4 + (R1) 4 + (p on Round 16) 4 - 4 CI RW

Ch: vsp 5 RW

R3: 4 + (R2) 4 + (p on Round 16) 4 - 4 CI RW

Ch: vsp 5 RW SLT

Ch: vsp 1 vsp 5 Lj (vsp below R) vsp 5 Lj (vsp below R) vsp 5 Lj (vsp below R) vsp 5 Lj (1st p of last Ch) SLT RW

Ch: + (vsp on last single Ch) 5 Lj (vsp below R) 5 Lj (vsp below R) 5 Lj (vsp below Ch) 5 Lj (2nd p of last Ch) 3 Lj (next vsp same Ch) 6 vsp 3 Lj (other end of same block tatted section on round 14)

Continue all round and on the last repeat make

SCh: + (bottom of first block chains at start of this round) 3 + (top of same block of chains) 6 T & C

Round 18

Join to an outer point of the previous row

Ch : * vsp 7 vsp 7 vsp 7 vsp 7 Lj (next point of round 17) repeat from * all round joining to first vsp of round. Continue to round 19

Round 19

Ch: vsp 7 Lj (next vsp round 18) 7 Lj (next vsp round 18) vsp 7 Lj (next vsp round 18) 7 Lj (next vsp round 18) continue all round joining to the first vsp of the round. Do not T & C. Continue to next round.

Round 20

Ch: *16 vsp 16 Lj (next vsp round 19) repeat from * all round joining the last chain to the base of the first chain. T&C

Round 21

Join to a picot of a chain on round 20.

Ch: vsp 8 vsp 8 Lj (next vsp round 20) vsp 8 continue all round joining into first vsp.

Round 22

* Ch: vsp 8 Lj (next vsp round 21) 8 Lj (next vsp round 21) repeat from * all round joining to first vsp RW SLT.

Round 23

This row is the same as round 6

Ch: 1 vsp 6 vsp 6 SLT RW (now returning back over previous chain)

Ch: vsp 1 vsp 6 Lj to (second picot of last Ch) vsp 6 Lj (1st p of last Ch) SLT RW

Ch: 6 Lj (vsp last Ch) vsp 6 Lj (next vsp same Ch) 3 Lj (p on first chain of trio) 6 vsp 3 Lj (next vsp on round 22)

* Ch: 1 vsp 6 vsp 6 SLT RW (now returning back over previous chain)

Ch: vsp 1 vsp 6 Lj to (second picot of last Ch) vsp 6 Lj (1st p of last Ch) SLT RW

Ch: + (vsp on last single Ch) 6 Lj (vsp last Ch) vsp 6 Lj (next vsp same Ch) 3 Lj (p on first chain of trio) 6 vsp 3 Lj (next vsp on round 22)

Repeat from * all round until you reach the last chain after the final block tatting.

Ch: 6 + (to top of the first block of tatting on this round) 3 + (to base of same block of tatting. T & C