


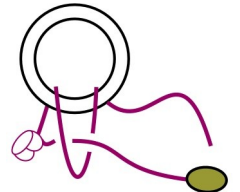
HOME **Joining to a Clasp or Finding © Jane Eborall 2011**



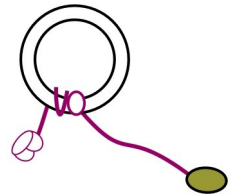
When you get to the joining place just make a normal picot join. Pull the thread up through the finding.




Next take the shuttle thread through the loop.



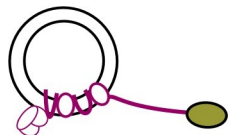
Now make one half double stitch – first half.



Repeat the join as before.



Finally follow that with one half double stitch – second half. This join does not affect the pattern count.



Continue the pattern.