


One Coloured Ring – Hiding Second Colour with Join.

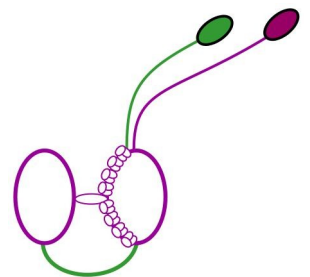
© Jane Eborall 2012



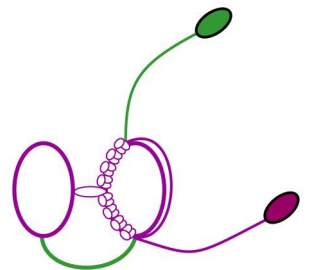
This technique will rarely be needed but I felt it was worth putting in writing 'just in case'. It can be used instead of the Dora Young Knot (or split chain). This gives a more 'rounded' finished ring.

It is only needed when the worker needs to progress from one round to another with a ring which has a join to a previous ring (see arrow on above picture). Using this method you can hide a second colour in the ring.

Hold both shuttles (one on top of the other – use blue tack to stop them slipping) while covering both threads inside the knots. Make sure that the colour you want to appear forms the knots. Work the first half of the ring making the join as stated in the pattern.



Now take the core thread which you want to 'show' down to the base of this partly made ring and lock join into place. See diagram opposite.



Next using the split chain method work back up covering both core threads.

